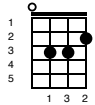
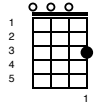


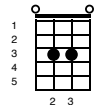
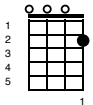
Do You Know What It Means to Miss New Orleans?

Song by Louis Armstrong

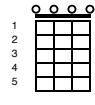
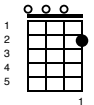
Do you **C** know what it **Gaug** means



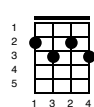
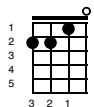
To **Cmaj7** miss New Or **Gsus2(#5)** leans



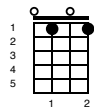
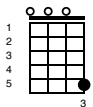
And **Cmaj7** miss it each **Am7** night and **B7sus4** day? **B7**



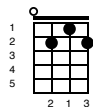
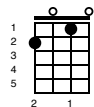
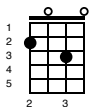
I **Dm** know I'm not **Cdim** wrong



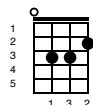
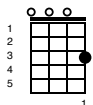
The **Cadd9** feeling's getting **A#dim** stronger



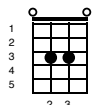
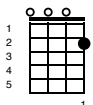
The **Dm7sus4** longer I **F** stay a **G7** way



Miss the **C** moss-covered **Gaug** vines



The **Cmaj7** tall sugar **Gsus2(#5)** pines



Where **Cmaj7** mockingbirds **Am7** used to **B7sus4** sing **B7**

The image shows four guitar chord diagrams. Cmaj7: open strings on 1, 2, 3, 4, 5; fret 1 on 2, 3, 4, 5. Am7: open strings on 1, 2, 3, 4, 5; fret 1 on 2, 3, 4, 5. B7sus4: open strings on 1, 2, 3, 4, 5; fret 4 on 2, 3, 4, 5. B7: open strings on 1, 2, 3, 4, 5; fret 1 on 2, 3, 4, 5; fret 2 on 1, 2, 3, 4, 5.

And **Dm** I'd like to **Cdim** see

The image shows two guitar chord diagrams. Dm: open strings on 1, 2, 3, 4, 5; fret 1 on 2, 3, 4, 5; fret 2 on 1, 2, 3, 4, 5. Cdim: open strings on 1, 2, 3, 4, 5; fret 1 on 2, 3, 4, 5; fret 2 on 1, 3, 2, 4.

The **Cadd9** lazy Missi **A#dim** ssippi

The image shows two guitar chord diagrams. Cadd9: open strings on 1, 2, 3, 4, 5; fret 1 on 2, 3, 4, 5; fret 2 on 1, 3, 2, 4, 5. A#dim: open strings on 1, 2, 3, 4, 5; fret 1 on 2, 3, 4, 5; fret 2 on 1, 2.

A **Dm7sus4** hurrying **G6** into **C** spring

The image shows three guitar chord diagrams. Dm7sus4: open strings on 1, 2, 3, 4, 5; fret 1 on 2, 3, 4, 5; fret 2 on 1, 3, 2, 4, 5. G6: open strings on 1, 2, 3, 4, 5; fret 1 on 2, 3, 4, 5; fret 2 on 1, 2. C: open strings on 1, 2, 3, 4, 5; fret 1 on 2, 3, 4, 5.

The **C#maj7** moon **Gdim** light on the **Ab6** bayou,

The image shows three guitar chord diagrams. C#maj7: open strings on 1, 2, 3, 4, 5; fret 1 on 2, 3, 4, 5; fret 2 on 1, 1, 1, 3. Gdim: open strings on 1, 2, 3, 4, 5; fret 1 on 2, 3, 4, 5; fret 2 on 1, 3, 1. Ab6: open strings on 1, 2, 3, 4, 5; fret 1 on 2, 3, 4, 5; fret 2 on 1, 2, 1, 4.

a **C#maj7** creole **Gdim** tune that fills the **Ab6** air

The image shows three guitar chord diagrams. C#maj7: open strings on 1, 2, 3, 4, 5; fret 1 on 2, 3, 4, 5; fret 2 on 1, 1, 1, 3. Gdim: open strings on 1, 2, 3, 4, 5; fret 1 on 2, 3, 4, 5; fret 2 on 1, 3, 1. Ab6: open strings on 1, 2, 3, 4, 5; fret 1 on 2, 3, 4, 5; fret 2 on 1, 2, 1, 4.

Ab7 | **G7** dream **D** of ole **G6** anders in **Em** June

The image shows five guitar chord diagrams. Ab7: open strings on 1, 2, 3, 4, 5; fret 1 on 2, 3, 2, 4. G7: open strings on 1, 2, 3, 4, 5; fret 1 on 2, 1, 3. D: open strings on 1, 2, 3, 4, 5; fret 1 on 2, 1, 2, 3. G6: open strings on 1, 2, 3, 4, 5; fret 1 on 2, 3, 4, 5; fret 2 on 1, 2. Em: open strings on 1, 2, 3, 4, 5; fret 1 on 3, 2, 1.

and I'm **Am** wishin' **D7** I was **G9** there

The image shows three guitar chord diagrams. Am: open strings on 1, 2, 3, 4, 5; fret 1 on 2, 3, 4, 5. D7: open strings on 1, 2, 3, 4, 5; fret 1 on 2, 3, 4, 5; fret 2 on 1, 1, 1, 3. G9: open strings on 1, 2, 3, 4, 5; fret 1 on 1, 1, 1.

Do you **C** know what it **Gaug** means

The image shows two guitar chord diagrams. C: open strings on 1, 2, 3, 4, 5; fret 1 on 2, 3, 4, 5. Gaug: open strings on 1, 2, 3, 4, 5; fret 1 on 2, 3, 2, 4.

To **Cmaj7** miss New Or **Gsus2(#5)** leans

The image shows two guitar chord diagrams. Cmaj7: open strings on 1, 2, 3, 4, 5; fret 1 on 2, 3, 4, 5. Gsus2(#5): open strings on 1, 2, 3, 4, 5; fret 1 on 2, 3.

When **Cmaj7** that's where you **Am7** left your **B7sus4** heart? **B7**

The first diagram shows Cmaj7 with notes on strings 1-5: 0, 2, 0, 2, 0. The second shows Am7 with notes on strings 1-5: 0, 2, 0, 3, 0. The third shows B7sus4 with notes on strings 1-5: 2, 2, 4, 2, 2. The fourth shows B7 with notes on strings 1-5: 2, 2, 4, 3, 2.

And **Dm** there's something **Cdim** more

The first diagram shows Dm with notes on strings 1-5: 0, 2, 2, 3, 0. The second shows Cdim with notes on strings 1-5: 0, 2, 3, 2, 0.

I **Cadd9** miss the one I **A#dim** care for

The first diagram shows Cadd9 with notes on strings 1-5: 0, 2, 0, 2, 3. The second shows A#dim with notes on strings 1-5: 0, 2, 2, 3, 2.

Am6 More than I **G6-alt** miss New Or **C** leans

The first diagram shows Am6 with notes on strings 1-5: 0, 2, 2, 3, 4. The second shows G6-alt with notes on strings 1-5: 0, 2, 3, 2, 3. The third shows C with notes on strings 1-5: 0, 2, 0, 2, 0.